

HW1083



## USER'S MANUAL
















### Vanity Table

**HW1083**

- 🌐 Website: <https://www.elecwish.com>
- ✉ Customer Service Email: [aftersales@elecwish.com](mailto:aftersales@elecwish.com)
- 📞 Customer Service Phone: #9519343021
- ⚠ Please don't worry about the after-sale service, you can contact us at any time for any issue.

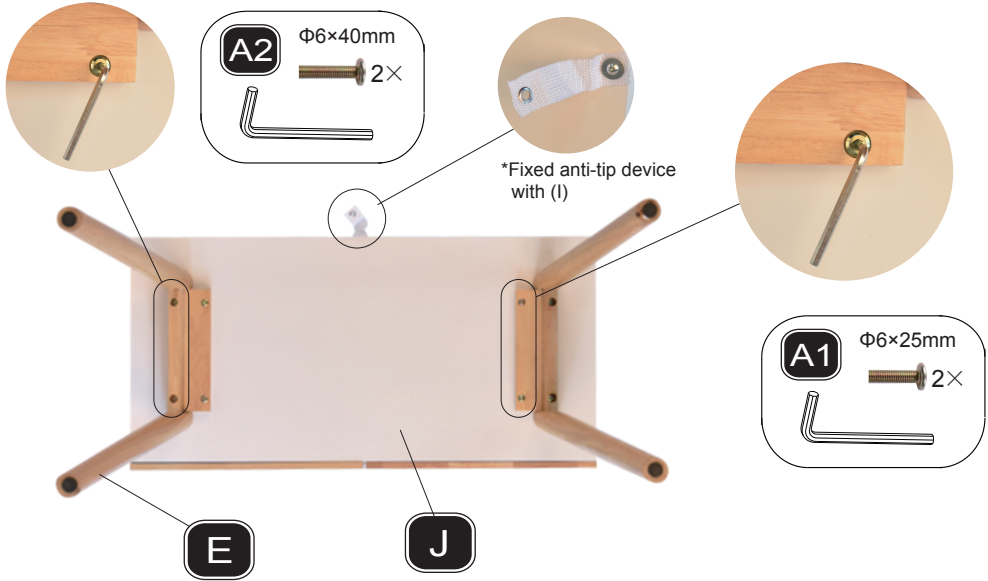
# 2

## Parts List

|   |   |  |  |  |  |
|---|---|--|--|--|--|
| <p>A1 6×</p>  <p>Φ6×25mm</p> | <p>A2 4×</p>  <p>Φ6×40mm</p> | <p>A3 12×</p>  <p>Φ6×60mm</p> | <p>B 1×</p>   | <p>C 1×</p>   | <p>D 2×</p>  |
| <p>E 2×</p>                  | <p>F 2×</p>                  | <p>G1 1×</p>                  | <p>G2 1×</p>  | <p>H 1×</p>   | <p>I 1×</p>  |
| <p>J 1×</p>                   |   | <p>K 1×</p>                   |  | <p>L 1×</p>  |  |

# 3

## Assembly Steps




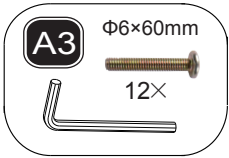
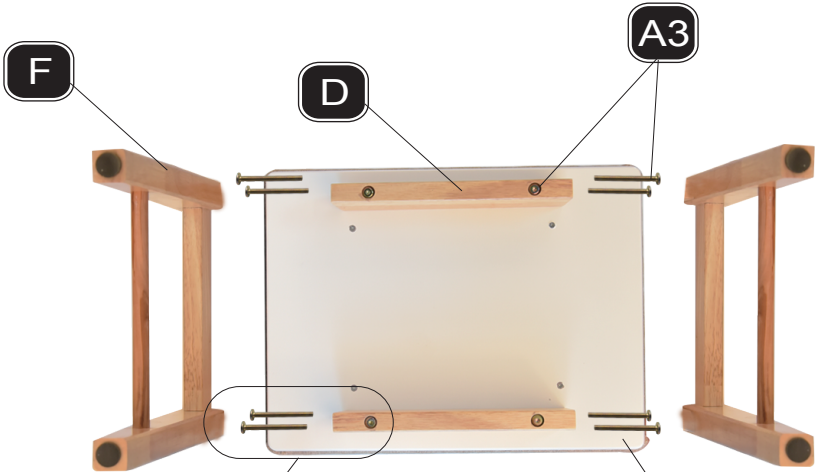
### STEP 1



### STEP 2

# 4

## Assembly Steps



### STEP 3



### STEP 4