


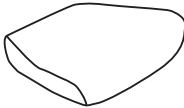








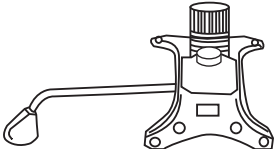
# ELECWISH®

Drafting Chair

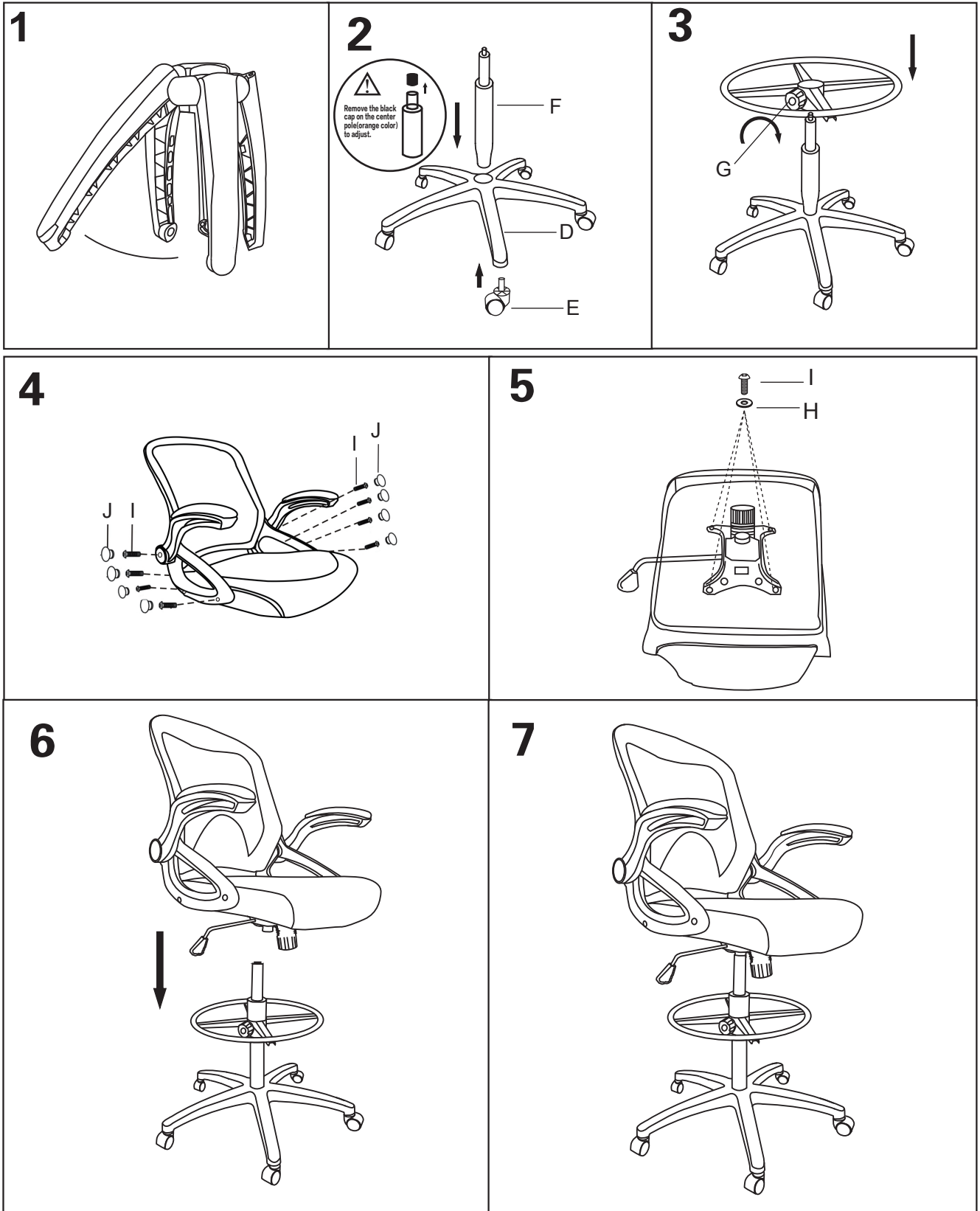


[www.elecwish.com](http://www.elecwish.com)

# Package list

PART		Qty.
A		1
B		1
C		2
D		1
E		5
F		1
G		1
H		4
I		12
J		8
K		1

# Installation Manual



## ATTENTION

Make sure all bolts and screws are fully tightened before using chair. Lubricate all moving parts and tighten all bolts/screws every 6 month or whenever needed.

## WARNING

To ensure proper assembly, follow all steps and use all parts. Failure to follow this warning can result in serious injury to yourself or others.